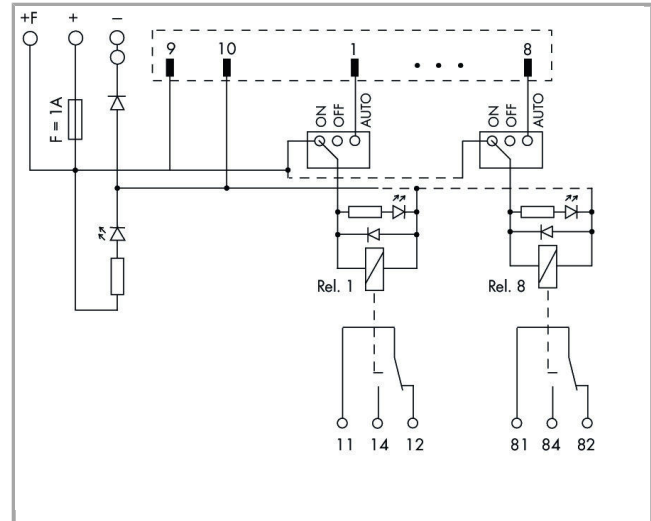



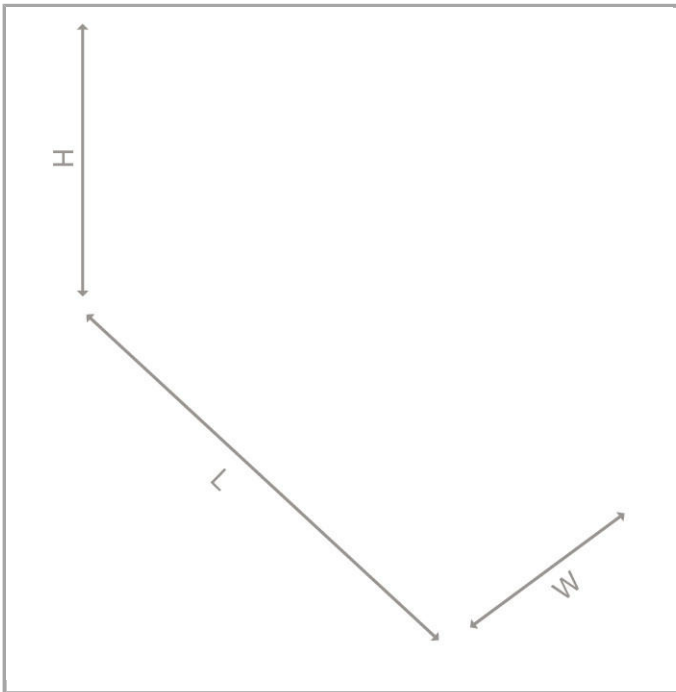
Data sheet | Item number: 704-5013

Interface module for system wiring; Pluggable connector per DIN 41651; Male connector; 10-pole; 8-channel relay output; 1 changeover contact; 1 x cut-out; Triple-deck PCB terminal blocks; with manual operation; in mounting carrier



704-5013





Data

Electrical data

In-/Outputs	8-channel relay output
Nominal operating voltage	DC 24 V
Operating voltage range	±10 %
Number of changeover/switchover contacts	1
Contact material (relay)	AgSnO ₂
Limiting continuous current	5 A
Max. switching voltage	AC 250 V; DC 48 V
Max. switching power (resistive)	AC 1,250 VA; DC 50 W
Mechanical life (N.O.; resistive load; 23 °C)	10 x 10 ⁶ switching operations
Status indication	LED green (channel) LED yellow (power supply)
Internal fuse	Supply: 1 A; Relay output: -
WAGO elementary relay	857-152
Specialty functions	Manually operated

Safety and protection:

Rated voltage	50 V
Rated impulse voltage	0.8 kV
Dielectric strength, control/load circuit (AC, 1 min)	4 kVrms
Dielectric strength, load/load circuit (AC, 1 min)	1 kVrms

Connection data

No. of poles	10
Connection type (1)	System
No. of poles 1	10
Pluggable connector	Pluggable connector per DIN 41651; male connector
Mating direction	Vertical
Connection type (2)	Field
No. of poles 2	24
Design 2	PCB terminal blocks, 3-deck
Connection technology 2	CAGE CLAMP®
WAGO terminal 2	WAGO 737 Series
Solid conductor (2)	0.08 ... 2.5 mm ² / 28 ... 12 AWG
Strip length (2)	5 ... 6 mm / 0.2 ... 0.24 inch
Connection type (3)	Supply
No. of poles 3	4
Design 3	PCB terminal blocks
Connection technology 3	CAGE CLAMP®
WAGO terminal 3	WAGO 236 Series
Solid conductor (3)	0.08 ... 2.5 mm ² / 28 ... 12 AWG
Fine-stranded conductor (3)	0.08 ... 2.5 mm ² / 28 ... 12 AWG
Strip length (3)	5 ... 6 mm / 0.2 ... 0.24 inch
Note (conductor cross-section)	12 AWG: THHN, THWN

Geometrical Data

Width	70 mm / 2.756 inch
Height from upper-edge of DIN-35 rail	65 mm / 2.559 inch
Depth	105 mm / 4.134 inch

Mechanical data

Type of mounting	DIN-35 rail
Housing design	Mounting carrier

Material Data

Contact material (relay)	AgSnO ₂
Fire load	0 MJ
Weight	240 g

Environmental Requirements

Surrounding air (operating) temperature	-25 ... 40 °C
---	---------------






Surrounding air (storage) temperature	-40 ... 70 °C
Relative humidity	≤ 85% (non condensing)

Commercial data







Product Group	30 ()
Country of origin	FR
GTIN	4045454980115
Customs Tariff No.	85364900990

Compatible products

Marking accessories

	Item no.: 2009-110 Marking strips; on reel; not stretchable; plain; snap-on type	2009-110
	Item no.: 709-177 Marking strips; on reel; 7.5 mm wide; not stretchable; plain; snap-on type	709-177
	Item no.: 709-178 Marking strips; on reel; 7.5 mm wide; not stretchable; plain; snap-on type	709-178
	Item no.: 709-196 Marking strips; for laser printer	709-196
	Item no.: 709-198 Marking strips	709-198

wiring and connectors

	Item no.: 706-100/1301-200 Connection cable; 10-pole; Pluggable connector per DIN 41651; open-ended; Length: 2 m; Conductor cross-section: 0.14 mm ² ; UR components	706-100 / 1301-200
	Item no.: 706-2300/201-100 System cable; for Siemens S7-300; 8 digital outputs; Length: 1 m (1 MOhm); Conductor cross-section: 0.14 mm ²	706-2300 / 201-100
	Item no.: 706-2300/201-200 System cable; for Siemens S7-300; 8 digital outputs; Length: 2 m; Conductor cross-section: 0.14 mm ²	706-2300 / 201-200
	Item no.: 706-2300/201-300 System cable; for Siemens S7-300; 8 digital outputs; Length: 3 m; Conductor cross-section: 0.14 mm ²	706-2300 / 201-300
	Item no.: 706-7753/300-100 System cable; for WAGO-I/O-SYSTEM, 753 Series; 8 digital inputs or outputs; Length: 1 m (1 MOhm); Conductor cross-section: 0.14 mm ²	706-7753 / 300-100
	Item no.: 706-7753/300-200 System cable; for WAGO-I/O-SYSTEM, 753 Series; 8 digital inputs or outputs; Length: 2 m; Conductor cross-section: 0.14 mm ²	706-7753 / 300-200



Item no.: 706-7753/302-100

System cable; for WAGO-I/O-SYSTEM, 753 Series; 8 digital inputs and 8 digital outputs; Length: 1 m (1 MOhm); Conductor cross-section: 0.14 mm²

706-7753
/302-100

706-7753



Item no.: 706-7753/302-200

System cable; for WAGO-I/O-SYSTEM, 753 Series; 8 digital inputs and 8 digital outputs; Length: 2 m; Conductor cross-section: 0.14 mm²

706-7753
/302-200

706-7753

General accessories



Item no.: 857-152

Basic relay; Nominal input voltage: 24 VDC; 1 changeover contact; Limiting continuous current: 6 A; Module width: 5 mm; Module height: 15 mm

857-152

Downloads

Documentation

Bid Text

704-5013	Apr 4, 2012	doc 23.0 kB	Download
Interface Bausteine			

Additional Information

Disposal; Electrical and electronic equipment, Packaging	V 1.0.0	pdf 265.8 kB	Download
--	---------	-----------------	----------

Subject to changes.